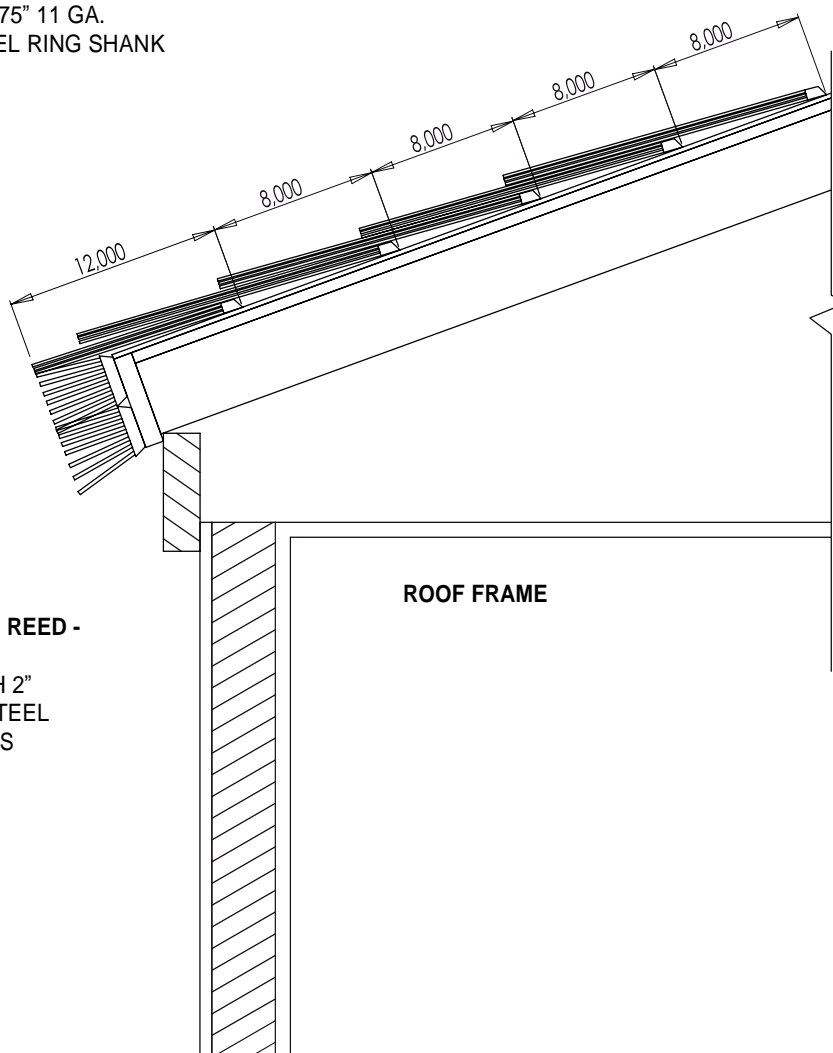


FIELD TILE INSTALLATION

VIRO THATCH REED - STARTER PANEL
 INSTALLED FLUSH TO EAVE PANELS
 FASTEN WITH 1.75" 11 GA.
 STAINLESS STEEL RING SHANK
 ROOFING NAILS

VIRO THATCH REED - SUB ROOF PANELS
 INSTALL 8" O.C.
 FASTEN WITH 1.75" 11 GA.
 STAINLESS STEEL RING SHANK
 ROOFING NAILS

1/2"-3/4" CDX PLYWOOD



SOPREMA COLPHENE
 HR FR GR ASPHALT
 UNDERLAYMENT

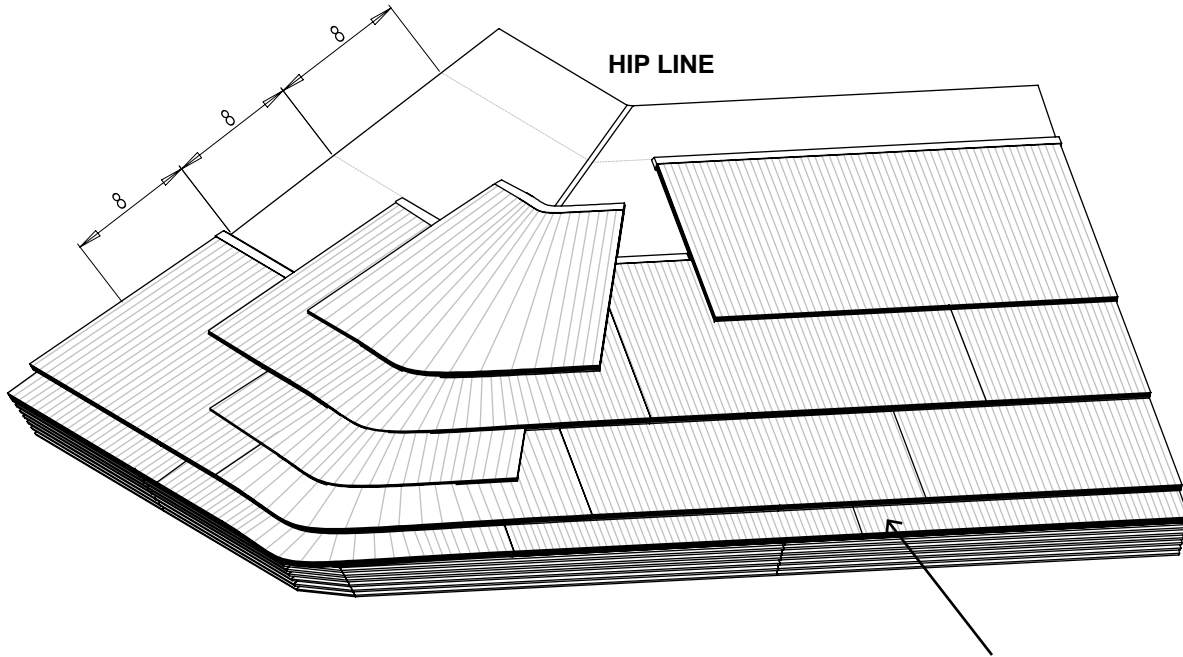
VIRO THATCH REED - EAVE
 FASTEN WITH 2"
 STAINLESS STEEL
 DECK SCREWS

- SKU# TM-VR-EP / TM-VR-EPFR Viro Thatch Reed – Eave Panel: 31" L, (787.4mm) x 2.2" D, (55mm) x 4.9" L, (125mm)
- SKU# TM-VR-STP / TM-VR-STPFR Viro Thatch Reed - Starter Panel: 31" L, (787.4mm) x 10.83" W, (275mm) x .55" thickness, (14mm)
- SKU# TM-VR-SP / TM-VR-SPFR Viro Thatch Reed - Sub Roof Panel: 31" L, (787.4mm) x 17.72" W, (450mm) x 1" thick, (11mm)

HIP INSTALLATION

**VIRO THATCH REED - 1/2 SUB
ROOF PANEL**
INSTALLED WITH 1.75" 11 GA.
STAINLESS STEEL RING
SHANK ROOFING NAILS

**VIRO THATCH REED - SUB
ROOF PANEL**
INSTALLED 8" O.C.
FASTEN WITH 1.75" 11 GA.
STAINLESS STEEL RING
SHANK ROOFING NAILS



VIRO THATCH REED - EAVE PANEL
FASTEN WITH 2"
STAINLESS STEEL

VIRO THATCH REED - STARTER PANEL
INSTALLED FLUSH TO EAVE PANELS
FASTEN WITH 1.75" 11 GA.
STAINLESS STEEL RING SHANK
ROOFING NAILS

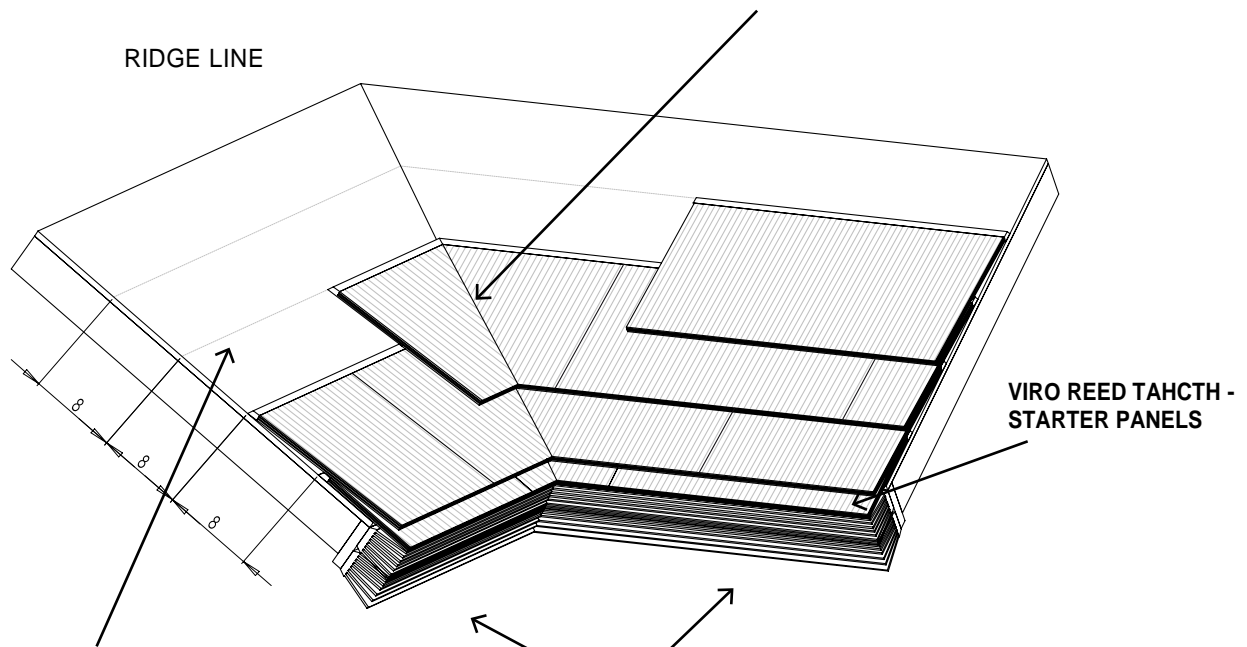
SKU# TM-VR-EP / TM-VR-EPFR Viro Thatch Reed – Eave Panel: 31" L, (787.4mm) x 2.2" D, (55mm) x 4.9" L, (125mm)

SKU# TM-VR-STP / TM-VR-STPFR Viro Thatch Reed - Starter Panel: 31" L, (787.4mm) x 10.83" W, (275mm) x .55" thickness, (14mm)

SKU# TM-VR-SP / TM-VR-SPFR Viro Thatch Reed - Sub Roof Panel: 31" L, (787.4mm) x 17.72" W, (450mm) x 1" thick, (11mm)

VALLEY INSTALLATION

INSTALL THE REED PANEL FLUSH TO ROOF VALLEY. DEPENDING ON THE PITCH OF THE ROOF, THE VIROREED MAY NEED TO BE TRIMMED BACK SO IT DOES NOT CREATE A BUILD UP IN THE VALLEY CENTER.



INSTALLATION SUGGESTION;
 INSTALL ROOF PANELS
 ABOVE AND BELOW CHALK
 LINE by 1/4" TO CREATE A MORE
 NATURAL ROOF

VIRO THATCH REED - EAVE PANEL
 CUT ON 45° TO BUTT TO VALLEY CORNER
 FASTEN WITH 2" STAINLESS STEEL
 DECK SCREWS

STAGGER THE SEAMS
 ON THE FOLLOWING ROWS
 WORKING UP THE ROOF
 SO THEY DO NOT LINE UP

SKU# TM-VR-EP / TM-VR-EPFR Viro Thatch Reed – Eave Panel: 31" L, (787.4mm) x 2.2" D, (55mm) x 4.9" L, (125mm)
 SKU# TM-VR-STP / TM-VR-STPFR Viro Thatch Reed - Starter Panel: 31" L, (787.4mm) x 10.83" W, (275mm) x .55" thickness, (14mm)
 SKU# TM-VR-SP / TM-VR-SPFR Viro Thatch Reed - Sub Roof Panel: 31" L, (787.4mm) x 17.72" W, (450mm) x 1" thick, (11mm)